



TABLE OF CONTENTS

Get to know.....	Pg 1
How to.....	Pg 2
New Members.....	Pg 1
Recipes.....	Pg 3
Thorian of the month....	Pg 1
Upcoming Events.....	Pg 3
Letter from our Baron ..	Pg 4

FEBRUARY'S NEW MEMBERS!

2/7 Colette, Arthur Metcalf, Thomas P, Savinna, Conner Blair

2/12 Konla the Slayer

2/14 Vidom, Taniwha

2/17 Scarab, Lionel V, Jonathan Y, Red Hawk, Derek H, Mistress Mermaid, Venator, Manda, Crimson, Dirk, Sigrid Occoris, Erik M

2/28 James K, Eroy, Late Rose, Daniel the Large

THORIAN OF THE MONTH

BY ZOTICUS DA BEAR BEAR

1.) Sir Euric Bloodstone, How long have you been in Amtgard and when did you start?

I have been in Amtgard 21 1/2 years. I started August 22nd 1989

2.) Where is your hometown or origin at heart? I first played in the Barony of the Golden Plains (now the Kingdom of the Golden Plains) in Medi Park (right next to the hospitals) in Amarillo Texas

3.) What made you want to do or be involved such a hobby/club as Amtgard?

The friend I was roommates with and table-top RPGed with introduced me to the game and was so excited about it I just HAD to give it a try.

4.) What's your favorite class and why?

I have always loved Barbarian as the stereotypical BIG GUY I wanted to grab a big ole axe and chop people in half. As I have gotten older and lost mobility, I find I feel more enjoyment from helping my team so Paladin and Healer are what I enjoy now. However, obviously from the DunDraCon Demo, there is still a little Barbarian in this Half-Ogre heart.

5.) Who got you involved with Amtgard?

A friend from school I was roommates with after High school Graduation, Ray Jones or Ian McNaughton McCleod introduced me to the game and helped me come up with garb and make my first axe, a 25-pound monstrosity of Foam and duct tape.

6.) When did you become a knight? And how did you feel the day you became one?

My first Knighthood was in March of 1993. I felt like I was never going to be what everyone expected me to be, but I thought I would fight the good fight as a Paladin as our field had all Anti Paladins except my knight, Sir Flynn Lyton Telemon.

7.) Do you have an Amtgardian catch phrase?

I like to say on letters "May Sif Guide You" as I read in several books when researching my Norse persona that she was the Goddess of Honor and Chivalry on the battlefield in addition to other pantheons

8.) What would be your best moment you could recall in the heat of battle?

At the first Gathering of the Clans I went to, when 20 or so of us Berserk Barbarians crushed a 35 person shield wall and DESTROYED 10-15 various magic users (mostly wizards)

9.) If you could fight in any theatrical (movie) scene, what would it be and why?

I would love to be in like a Richard the Lionhearted movie as a Paladin that rides in on a beautiful Charger with my Claymore or war axe and almost singlehandedly saves a village from an evil Overlord type. I get tired of seeing the evil side win so often.

Thank you for the honor of being your Thorian of the month, I love the spirit we have here in Sacramento and I hope we can all work together to continue to make the game even better for the majority of the people that come play this awesome game here in THOR'S REFUGE!!!!

MAKING A SIMPLE TABARD

BY LADY TAMARA

You will need the following things to make a tabard:

Fabric approximately 2.5 yards

Iron

Double fold bias tape

Fabric Pencil

Matching or contrasting thread

Tape measure

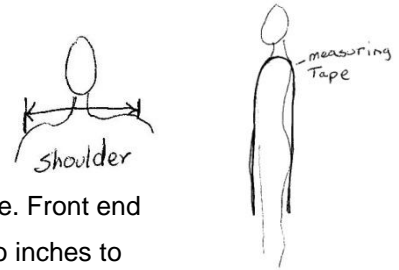
Scissors

Pins

Sewing machine

Paper Plate 10 inch


First wash and dry all the fabric to remove dust, and chemicals and allow it to shrink before cutting. Iron the fabric to allow for proper measurements. Measure from one shoulder to the other, across your back. Add two inches to this number.




Drape the measuring tape across your shoulders to the length you would like your tabard to be. Front end of the measuring tape should be even with end measurement for an accurate number. Add two inches to this measurement too.

clip 2" from both ends

Make a small cut, two inches from each raw end of your fabric and rip across the width of the fabric. This will true the ends.

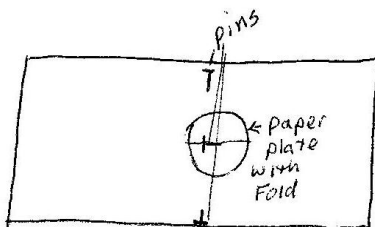
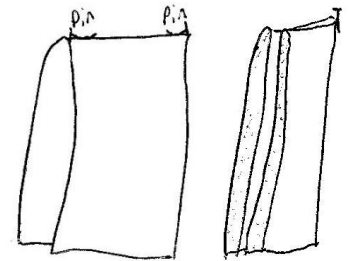


Take the written measurement plus the two inches for the length of your tabard and cut the



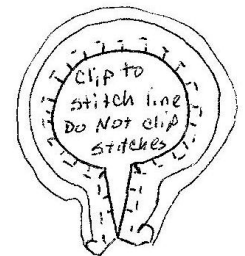
length of your fabric to that number, then cut the width of the fabric.

Fold over the edges of your fabric $\frac{1}{2}$ inch and pin it down. Iron it to create a crease. Remove the pins and fold it again, placing the raw edges of the fabric inside the fold. Pin and iron again. Stitch the inside edge of the hem all around the edges.



You are now ready to make the opening for your head. Fold the fabric in half and place pins to mark the shoulder edges of the tabard. Fold the shoulder edges together to mark dead center of the tabard. Place a pin there to mark it.

Fold your paper plate in half. Place your paper plate so the center pin is four inches from the top of the plate and line it up with the fold in the plate lying vertical to your garment. Trace the plate onto your fabric and cut out the circle. If the opening fits over your head you are done cutting. If not make a 4 inch narrow "V" down from the lowest point of the circle. You should be able to easily fit your head through this opening.



Open the Bias tape and unfold it. Pin the edge of the tape to the edge of the neck opening, so it folds away from the edge. Stitch this all the way around the opening for your head. Taking your

scissors, clip across the fabric up to the edge of the stitches about every inch to inch and a half, all around the neck to allow the seam to overlap itself and lay smooth.

Now allow it to fold closed around the stitching. This should be folded to the inside of your garment. Machine stitch the bias tape flat to the inside of the neck. Viola! You have a simple Tabard!



RECIPES

FROM TEXAS WEST

Easy "Texas" Style Irish Stew

Into a large crock pot put the following:

- 2 medium onions, diced
- 3 to 5 potatoes (depending on size), peeled & diced into chunks
- 1 pound carrots sliced into chunks about the size of your potato chunks
- 1 15oz can green beans
- 1 15oz can whole kernel corn
- 1 to 2 pounds (or so) of smoked brisket sliced into chunks
- 2 cups beef broth
- 1 cup water
- ¼ cup quick cooking tapioca

Stir well.

Cover. Cook on high for four hours, and then on low for four more, OR cook on low for at least eight to ten hours.

If you do not have any quick cooking tapioca, you can omit it and during the last hour of cooking add one package of Brown Gravy Mix while stirring.

Serve with Irish Soda Bread or a good cornbread.

~UPCOMING SPECIAL EVENTS~

March 14th, 2010

The young-Amtgardians must go to the end of the rainbow and hunt down the Pot of Gold, however, young Amtgardians beware! The Leprechauns will not make it easy for you.

Easter

An egg hunt for our little Amtgardian friends. However, be careful not to put all your eggs into one basket. The Rabbit and Bears might get you for trespassing in their forest.

~PAST EVENTS~

March 7th, 2010

The children's games run by Bear-Bear went great, thanks to all that helped and those kids that played. Leper who took a poll to the head is doing fine...or as well as he was before the blow.



Leper - "Drop to the deck and flop like a fish"

NOW FOR SOME WORDS FROM OUR MONARCH, LORD COLLIN THE RED, BARON OF THOR'S REFUGE:

Hail! All of my fellow Thorians!

I hope to address you all in this new monthly newsletter every issues. my information will be about latest althings, awards, and upcoming tr issues. I hope keeping you all informed will promote even more participation from all, not just a few.

Althing results:

westmarch has voted not to demote siar geata. as I type this the official vote is not in, but the reports from the lands seems to be overwhelming to allow siar geata to remain a barony for now. good luck to our friends in the south, and I hope this next audit goes better for them.

Local Althing results:

we have decided to open a po box. our official mailing address is now:

Thor's Refuge

P.O. Box 261

Carmichael, CA 95609

we will check it weekly right before, or during when, we meet on sundays.

we will be forming a bod and as our pm and I have decided to run for a seat on the bod, please post publicly if you wish to run and the highest non-running officer will handle the election on easter sunday, 4/4/10.

we had a tie for putting together a group to write a draft of by-laws. as this is a big step, and as many have pointed out on the boards possibly a waste of time, I have placed my tie-breaking vote to not do this at this time. we shall re-address this if needed later.

Awards:

the following awards were given at mid-reign:

aero (not present): OWL~1 and 2

creefer: WARRIOR~1

erich the mad: ROSE~2, GARBER~1

guyvas: WARRIOR~1

jason hill (not present): WARRIOR~1

kalandra: ZODIAC, OWL~1, GARBER~1

lady tamara: LION~2

leper: WARRIOR~1

orko: WARRIOR~2

porkins: WARRIOR~1 and 2

suraya: OWL~1

congratulations to all award recipients. if you feel there is someone else whom deserves an award, please let me know by pm or e-mail before the end of the month. I make my decisions on the last day of the month.

Upcoming issues/events:

bod election is easter sunday. the term of office will be until the end of the calendar year, 12/31/2010. bod is one of the requirements for duchy, and as stated when running for baron, I was going to work at meeting duchy goals during my term in office.

crown qualifications are coming up next month. westmarch's quals will be in crimson wood this time so we will have a separate quals the next week on sunday, april 11th. coronation will be the week after darkshore (5/16/10) and elections the week before (5/2/10). therefore, please start declarations for next term of office now to lady tamara, and no more will be accepted after april 4th.

Final thought:

as we grow, we find the true nature of thor's refuge. we value friendships and hard work. I believe we bring something to the game that can be both beneficial and enjoyable not just here in thor's refuge, but throughout westmarch, dragonspine, and all of amtgard. continuing the growth is important, but to grow in both skill and knowledge of the game is even more important. so, please take the time over the next month to try to understand the game, the classes, the rules, and each other. we not only need players, we need good people to carry us through to duchy and westmarch to kingdom.

Until the next time,
Lord Collin the Red
Baron of Thor's Refuge